

No.10 The Whole NI 186 Picture

Brief Description:

The charts below were put together for a series of workshops with officers responsible for NI 186 to illustrate the range of actions across the Domestic, Industry, Commercial and Transport sectors that can contribute to reducing CO₂ emissions, as well as the procedures that LAs/LSPs should undertake.

They are based on information from a number of reports on NI 186 and other policy measures on climate change (see References at the back of this briefing). They build up a picture of the actions expected to contribute to meeting NI 186 targets and future emissions reductions by 2050. Some actions have a greater impact than others and of course every local area is different so some actions listed may not be relevant to your area.

The charts are as complete as possible and local authority officers in the Northwest have added to them. Even so, they are not a perfect formula for action. However, we have included them in the Greatest Hits Briefings because of the enthusiastic response they received.

They can be used as either a checklist or as a focus for discussion.

They also act as a visual aid in explaining the scale of the task ahead and identifying where to focus attention.

The actions with a “glow” have been identified in the Greatest Hits **Briefing No.1** and **Briefing No.2** as the big wins for many local areas. It would be useful to read these briefings rather than use these charts as a stand alone resource.

The pale yellow circles indicate where support or resources are available. Resources and support are elaborated on in the wider set of Greatest Hits Briefings.

No.10 The Whole NI 186 Picture

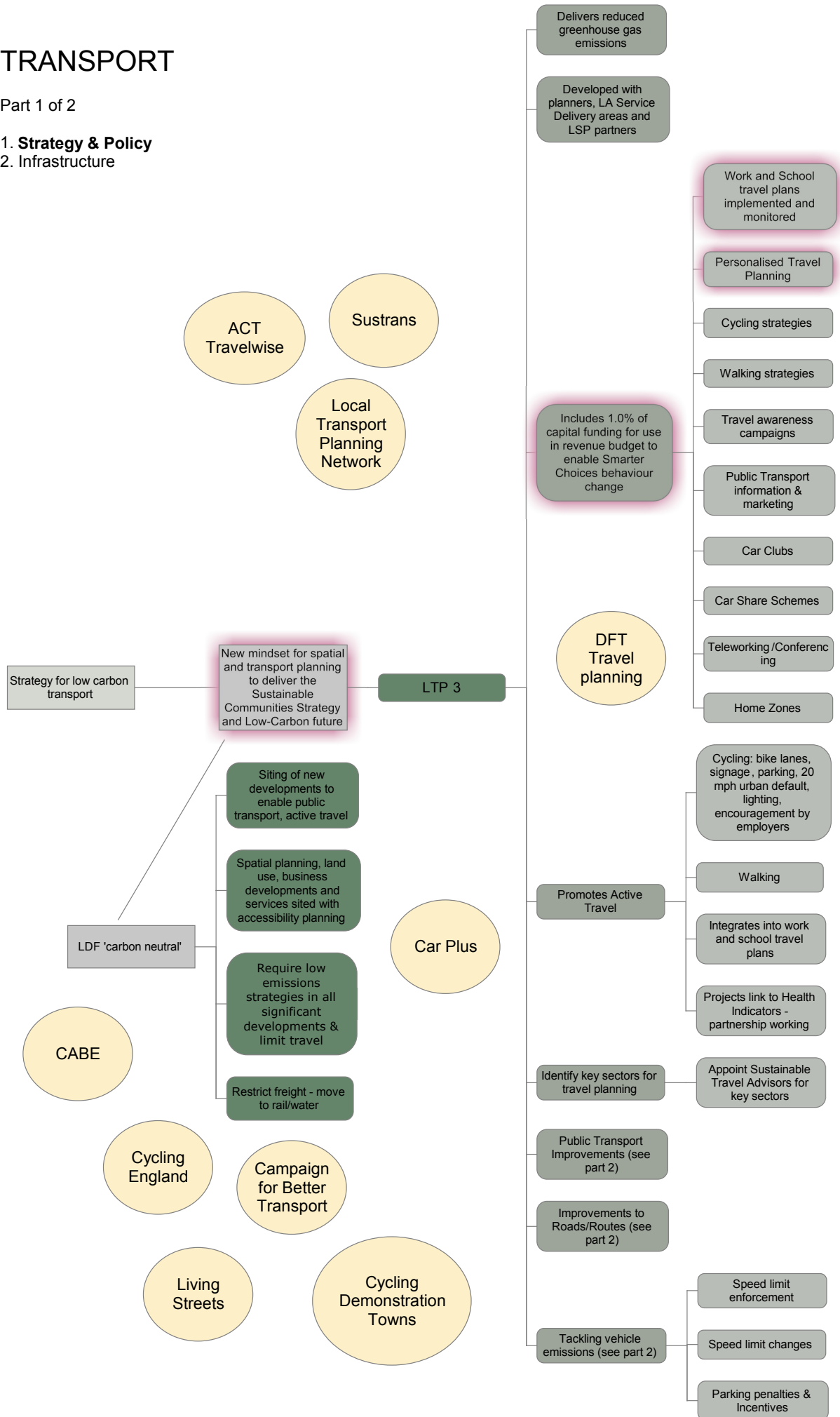
The Northwest Greatest Hits for NI 186 series includes the following briefings:

- 1** No.1 Greatest Hits for Unitary LSPs
- 2** No.2 Greatest Hits for District LSPs
- 3** No.3 Your Top 10 is my Top 10 –
Explaining how climate change targets meet other targets
- 4** No.4 Quantifying the Savings
- 5** No. 5 Greatest Hits for Low Carbon Economic Development
- 6** No.6 Greatest Hits for Engaging with Business
- 7** No.7 Greatest Hits in Planning
- 8** No. 8 Greatest Hits for Local Transport Plans
- 9** No. 9 Greatest Hits for Revolving Loan Funds
- 10** No.10 The Whole NI 186 Picture

TRANSPORT

Part 1 of 2

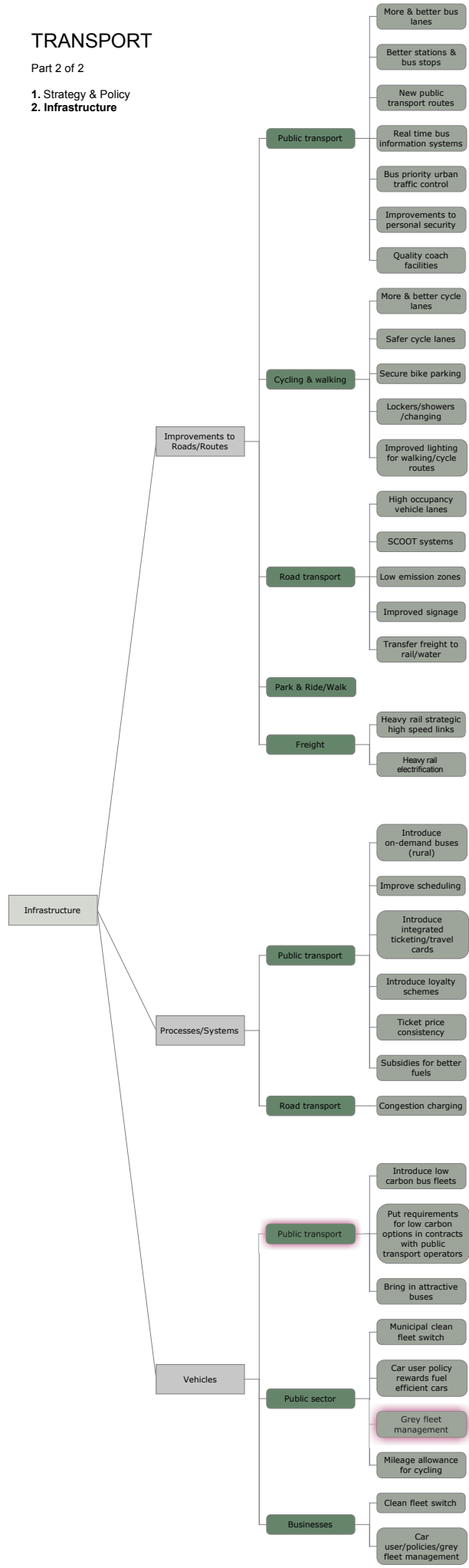
- 1. Strategy & Policy
- 2. Infrastructure



TRANSPORT

Part 2 of 2

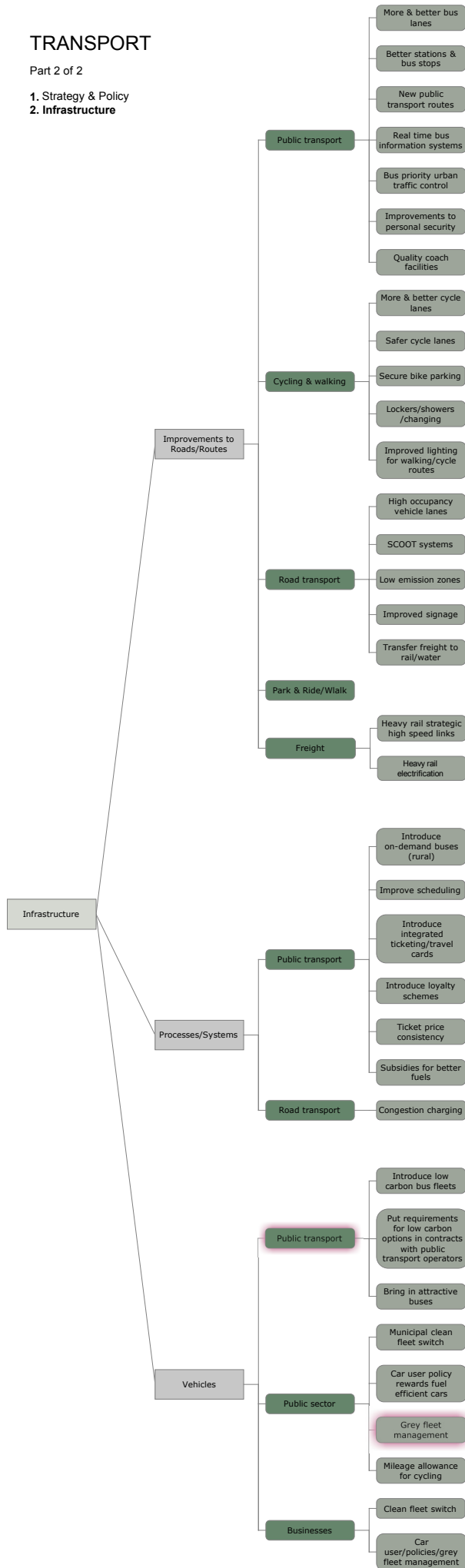
- 1. Strategy & Policy
- 2. Infrastructure



TRANSPORT

Part 2 of 2

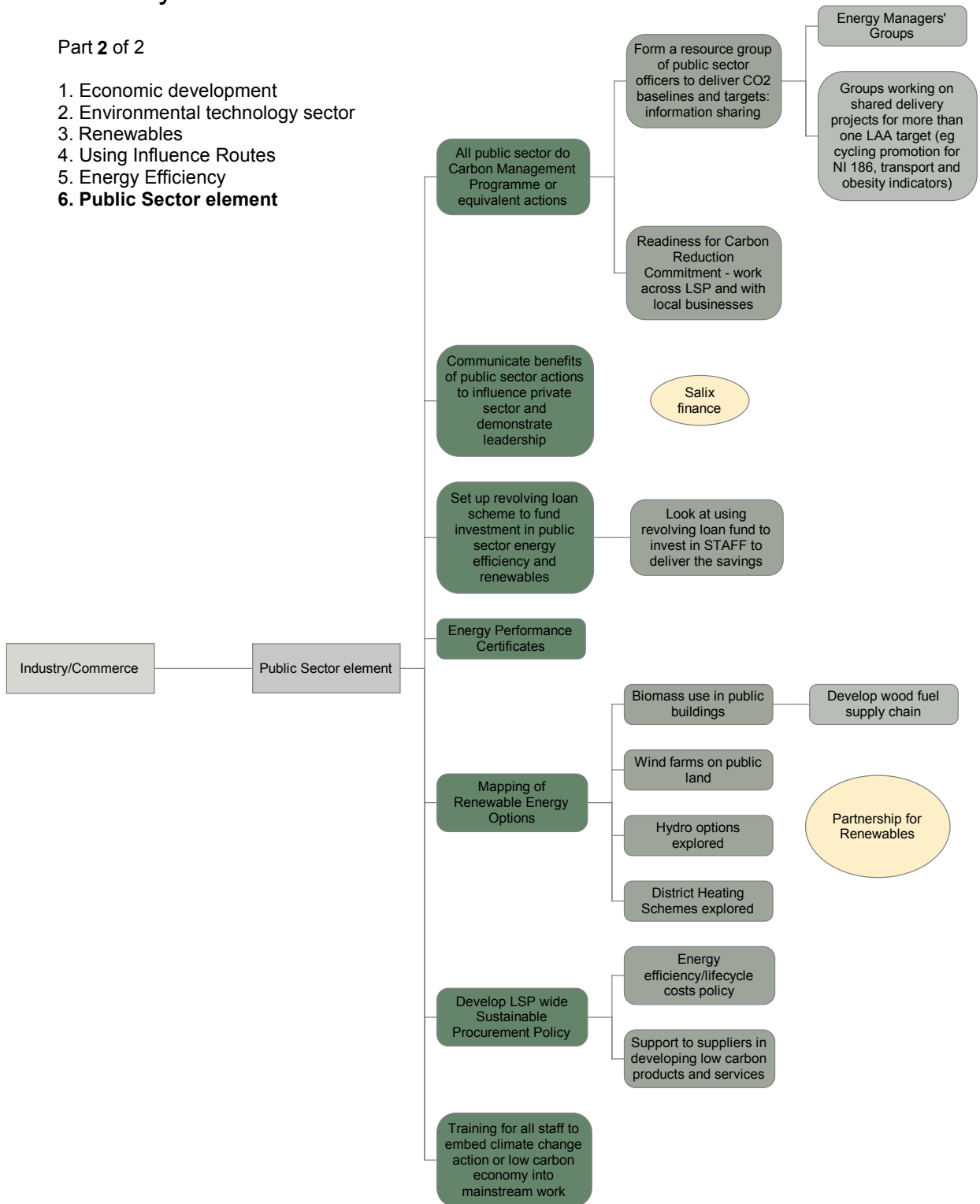
- 1. Strategy & Policy
- 2. Infrastructure



Industry & Commerce

Part 2 of 2

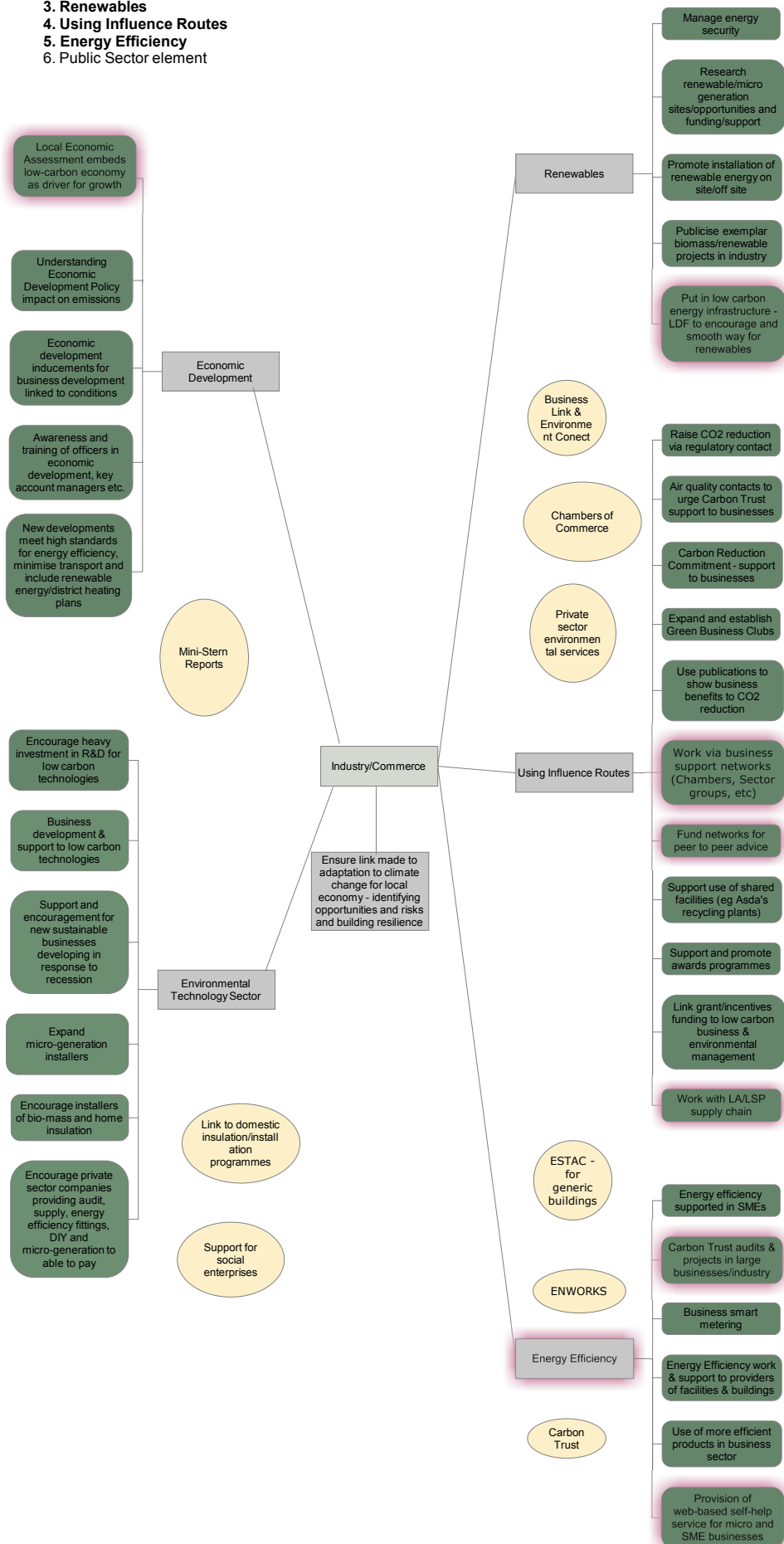
1. Economic development
2. Environmental technology sector
3. Renewables
4. Using Influence Routes
5. Energy Efficiency
- 6. Public Sector element**



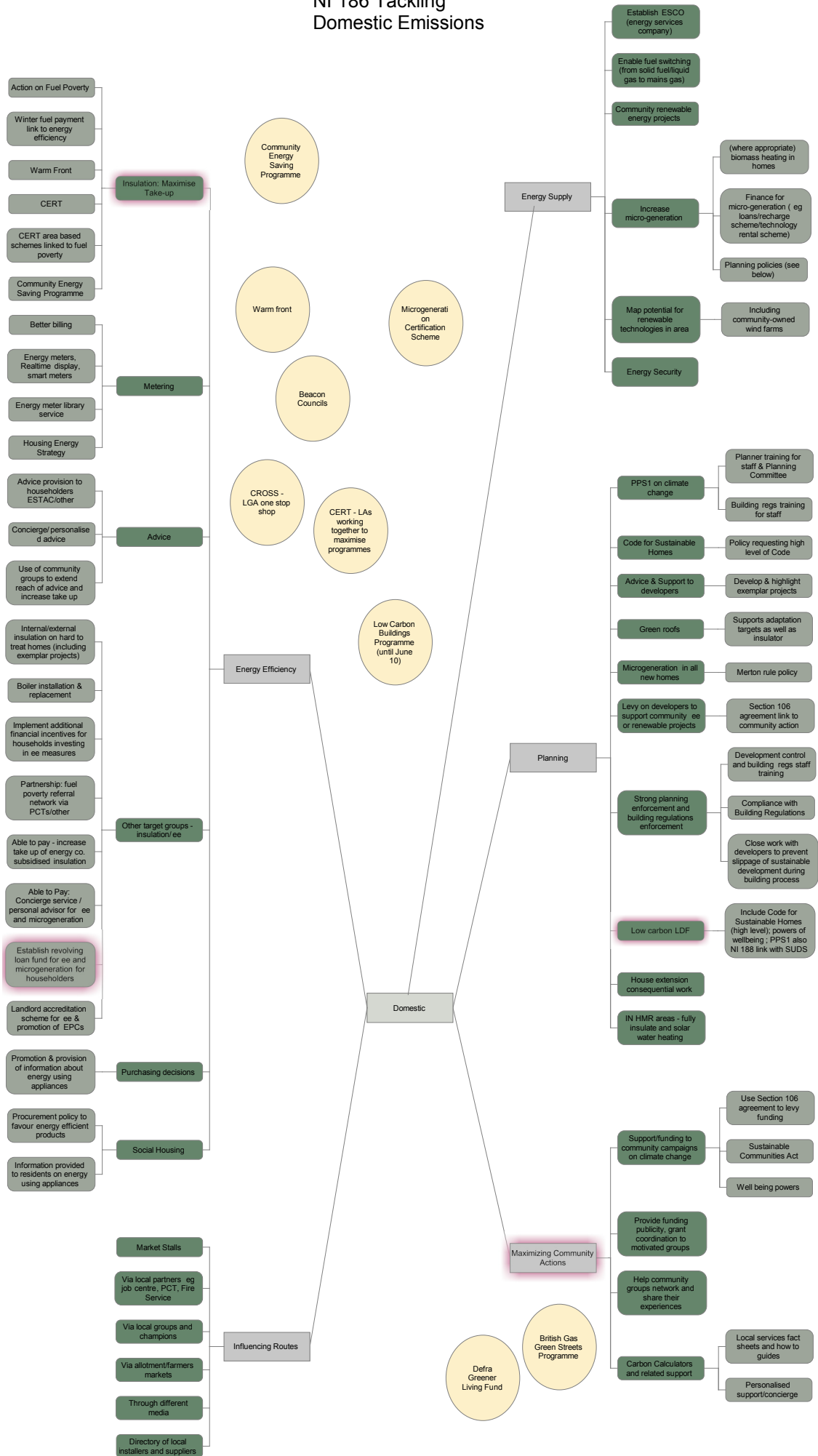
Industry & Commerce

Part 1 of 2

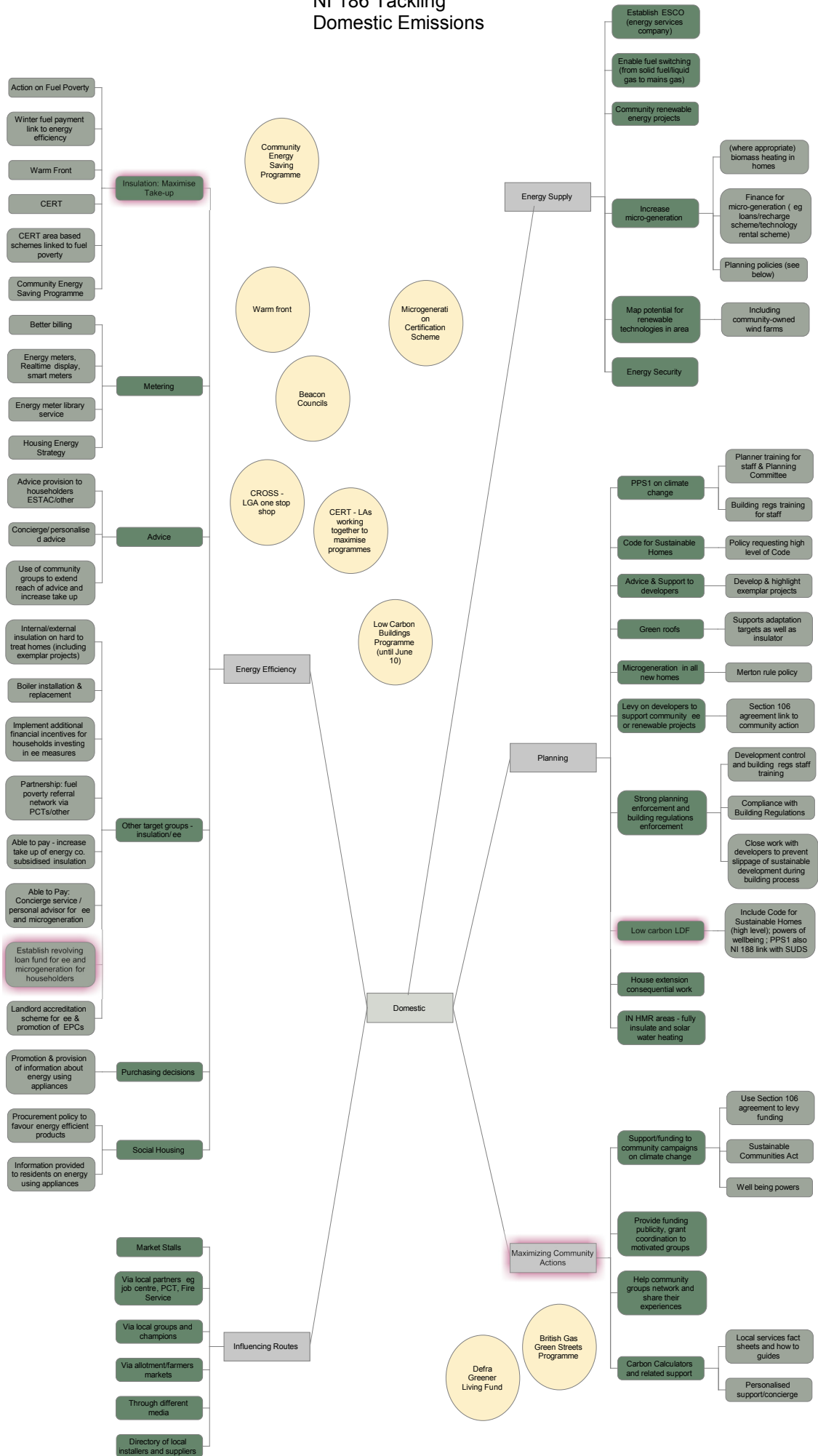
1. Economic development
2. Environmental technology sector
3. Renewables
4. Using Influence Routes
5. Energy Efficiency
6. Public Sector element



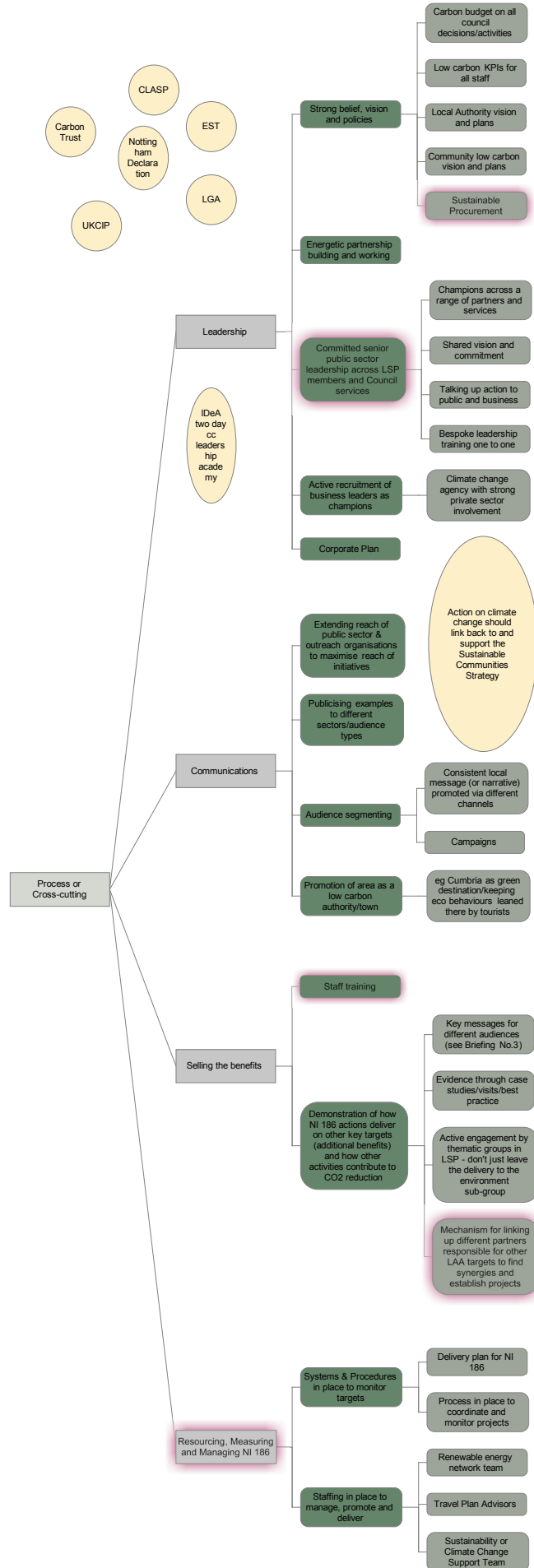
NI 186 Tackling Domestic Emissions



NI 186 Tackling Domestic Emissions



Process Actions for NI 186



No.10 The Whole NI 186 Picture

References

CLASP – The Northwest Climate Change Local Area Support Programme
www.clasp-nw.info

Assessment of Potential Carbon Savings Achievable in the North West Region by 2050
<http://www.climatechangenorthwest.co.uk/assessment-of-potential-carbon-savings.html>

Berr: Energy Measures Report - September 2007
<http://www.berr.gov.uk/files/file41260.pdf>

Defra: Analysis to support climate change indicators for local authorities – April 2008
<http://www.defra.gov.uk/environment/localgovindicators/documents/ni186-report-2008.pdf>

Climate Change Committee – Building a low-carbon economy - the UK's contribution to tackling climate change – December 2008
<http://www.theccc.org.uk/reports/>

Berr: Low Carbon Industrial Strategy: A Vision – March 2009
<http://www.berr.gov.uk/whatwedo/sectors/lowcarbon/lowcarbonstrategy/page50105.html>

4NW/North West Improvement & Efficiency Partnership report, Sustainable Economic Development Practice: A Census of Local Authorities in the North West, November 2008
www.4nw.org.uk/assets/_files/documents/dec_08/ps__1228303002_Sustainable_Economic_Developme.pdf

Department for Transport, Policies and Best Practice
<http://www.dft.gov.uk/consultations/open/draftguidanceltp/policiesbestpracticehandbook.pdf>

Carbon Pathways Analysis; Informing Development of a Carbon Reduction Strategy for the Transport Sector, July 2008
<http://www.dft.gov.uk/pgr/sustainable/analysis.pdf>

Department for Transport, Smarter Choices – Changing the Way We Travel, June 2005
<http://www.dft.gov.uk/pgr/sustainable/smarterchoices/ctwwt/>

Low carbon transport policy for the UK, Keith Buchan, November 2008
http://www.bettertransport.org.uk/media/press_releases/november_2008/cutting_emissions